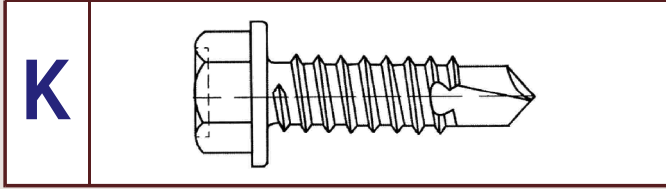


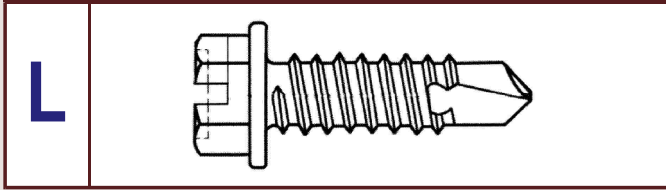
SELF DRILLING SCREW

**MATKAP UÇLU VİDA**

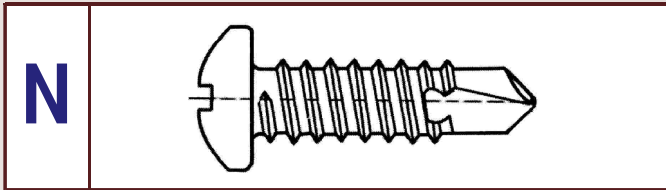
BOHRSCHRAUBEN MIT BLECHSCHRAUBEN - GEWINDE



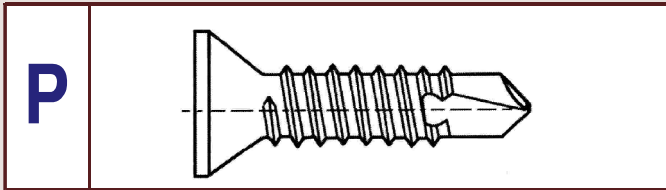
HEXAGON WASHER HEAD SELF DRILLING SCREW  
**ALTİKÖŞE PUL BAŞLI MATKAP UÇLU VİDA (TRAPEZ)**  
SECHSKANT-BLECHSCHRAUBEN MIT BUND



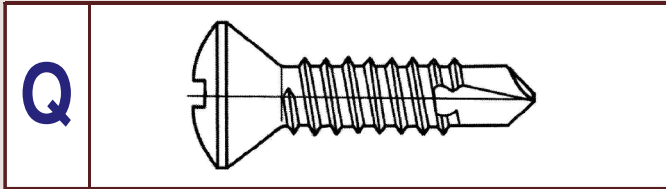
HEXAGON WASHER SLOTTED HEAD  
SELF DRILLING SCREW  
**ALTİKÖŞE PUL YARIKLI BAŞLI MATKAP UÇLU VİDA (TRAPEZ)**  
SECHSKANT-BLECHSCHRAUBEN MIT BUND



CHEESE HEAD SELF DRILLING SCREW  
**SİLİNDİR BAŞLI MATKAP UÇLU VİDA (YSB MUV)**  
LINSEN-BLECHSCHRAUBEN



COUNTERSUNK HEAD SELF DRILLING SCREW  
**HAVŞA BAŞLI MATKAP UÇLU VİDA (YHB MUV)**  
SENK-BLECHSCHRAUBEN



OVAL HEAD HEAD SELF DRILLING SCREW  
**MERCİMEK BAŞLI MATKAP UÇLU VİDA (YMB MUV)**  
LINSENSENK-BLECHSCHRAUBEN

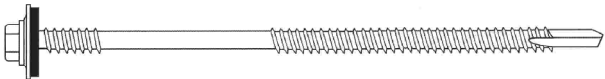
Technical informations. / Teknik bilgiler.

Thread size / Anma çapı		2.9	3.5	3.9	4.2	4.8	5.5	6.3
Drill range / Delme kapasitesi	from	0.70	0.70	0.70	1.75	1.75	1.75	2
	to	1.90	2.25	2.40	3.00	4.40	5.25	6
Wire dia / Tel çapı	d <sub>p</sub>	2.30	2.80	3.10	3.60	4.10	4.80	5.8
Surface hardness / Yüzey sertliği		min. 450 HV						
Core hardness / Çekirdek sertliği		250-450 HV						

Values are given in millimeters. / Değerler milimetre olarak verilmiştir.

Thread size / Anma çapı		2.2	2.9	3.5	4.2	4.8	5.5	6.3
Length / Boy (1)		Mass for 1.0000 units in kg. / 1.000 Tanesinin ağırlığı.						
9.5	+/- 0.75	3.25	2.85					
13	+/- 0.90	6.60	6.20	5.80	4.30	4.70		
16	+/- 0.90	9.60	9.20	8.80	7.30	5.80	5.0	
19	+/- 1.00	12.5	12.1	11.7	10.3	8.70	8.0	7.0
22	+/- 1.00		15.1	14.7	13.3	11.70	11	10
25	+/- 1.00		18.1	17.7	16.3	14.7	14	13
32	+/- 1.25			24.5	23.0	21.5	21	20
38	+/- 1.25			30.5	29.0	27.5	27	26
45	+/- 1.25					34.5	34	33
50	+/- 1.25					39.5	39	38

## PANEL VİDASI



*COMPOSIT PANEL (ROOFING) SCREW*

5.5/6.3

65/100